

FREE GUIDE FROM ALIGNLOOM

Choosing an Orthodontist

A plain-language guide to credentials, the consultation, the treatment plan, and the red flags to watch for.




Understand braces and clear aligners in plain language — then get matched, free, with licensed orthodontists near you. You compare and choose who to see.

What an orthodontist is

An orthodontist is a dentist with extra years of specialist training in moving teeth and aligning bites. A general dentist may offer some treatment, but an orthodontist focuses on it full time.

Check the basics

- A current license you can verify yourself
- Clear experience with cases like yours
- A consultation that explains options, not just one plan
- A written treatment plan and price

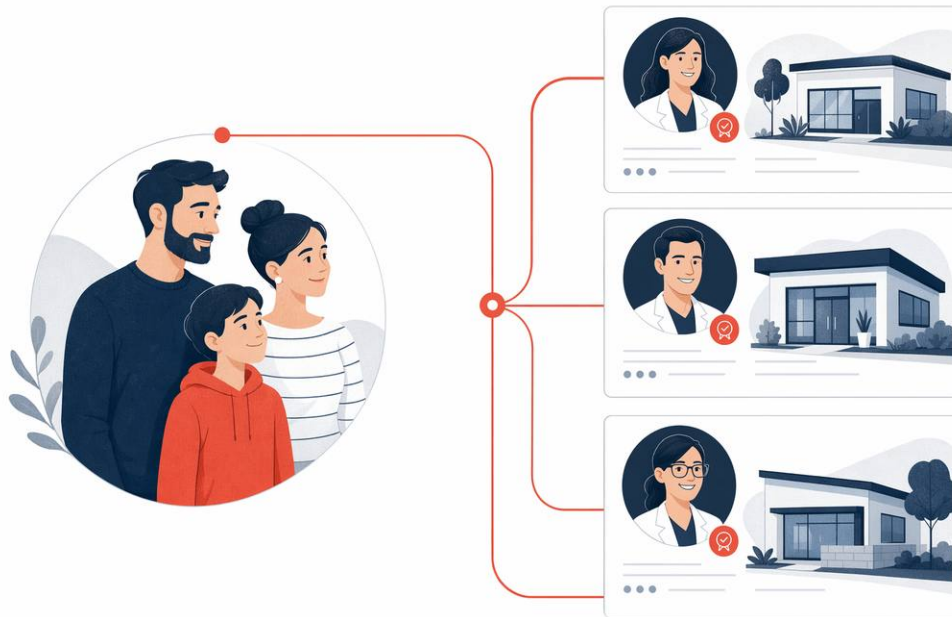


During the consultation

- 1 Ask for the diagnosis in plain words.
- 2 Ask which options fit and why.
- 3 Ask about cost, insurance, and payment.
- 4 Ask who handles emergencies and how fast.

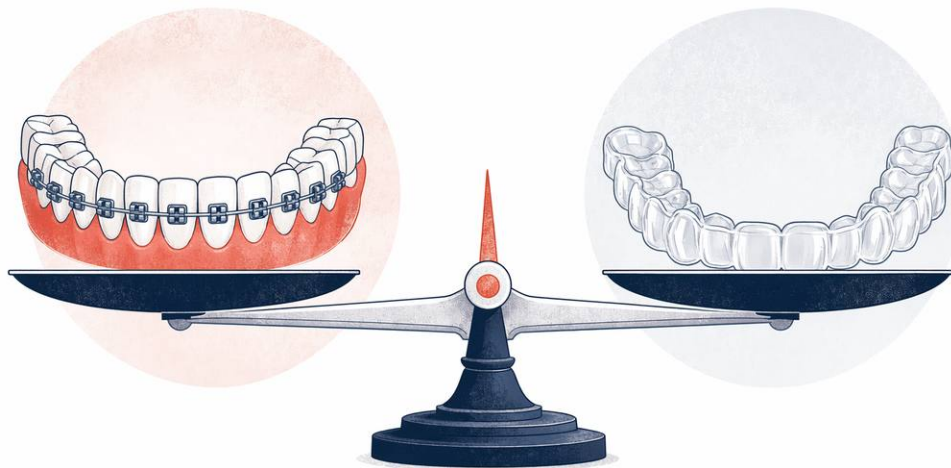
Red flags


- Pressure to sign or pay the same day
- No written plan or price
- A promise of a guaranteed result or an unusually fast timeline
- Refusal to explain the alternatives



Make your choice

Compare offices if you can, check the license yourself, and pick the one that explains things clearly and treats you with respect. You are always free to choose who to see.





Important

AlignLoom is a free matching service, not a dental or orthodontic practice, and is not a dentist, orthodontist, or licensed healthcare provider. Nothing here is medical or dental advice. The information is general and educational; only a licensed orthodontist can advise you after an in-person exam. Cost figures are typical ranges and estimates, not quotes or guarantees; your real price depends on your case, your area, and your insurance. Always see a licensed orthodontist, verify their license yourself, and confirm the treatment plan and price in writing before you start. We collect contact details only — never medical history.